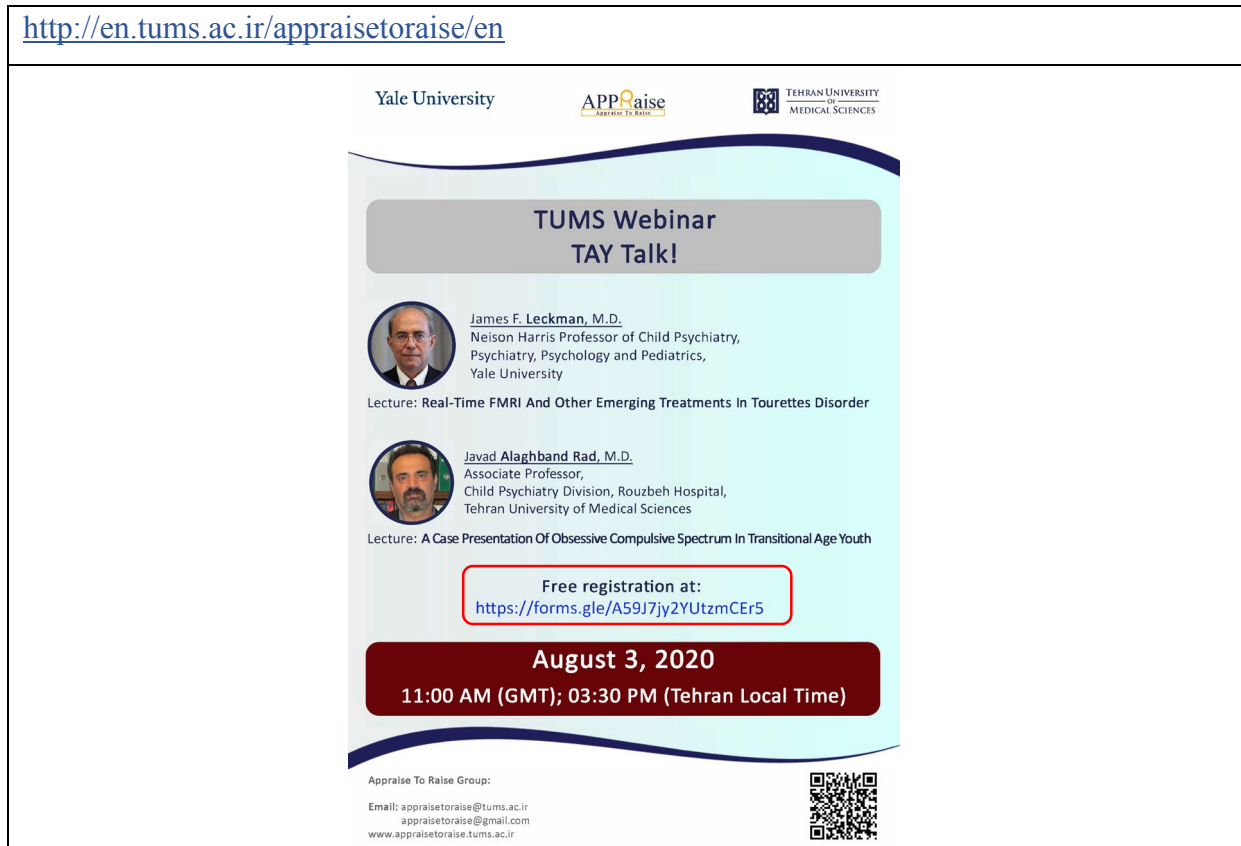


## User Guide

### Step-by-Step Instructions for Registration and Joining Webinar

**Step 1:** Go to the link below to open our website and choose the desired program or simply click on the link provided in the poster;

<http://en.tums.ac.ir/appraisetoraise/en>




The poster is for a TUMS Webinar titled "TAY Talk!". It features two speakers: James F. Leckman, M.D., a Neison Harris Professor of Child Psychiatry at Yale University, and Javad Alaghband Rad, M.D., an Associate Professor at the Child Psychiatry Division of Rouzbeh Hospital, Tehran University of Medical Sciences. The webinar is scheduled for August 3, 2020, at 11:00 AM (GMT) and 03:30 PM (Tehran Local Time). Registration is free and can be done at the provided link. The poster also includes contact information for the Appraise To Raise Group and a QR code.

Yale University      APPraise      TEHRAN UNIVERSITY OF MEDICAL SCIENCES

### TUMS Webinar TAY Talk!

 **James F. Leckman, M.D.**  
Neison Harris Professor of Child Psychiatry,  
Psychiatry, Psychology and Pediatrics,  
Yale University  
Lecture: Real-Time fMRI And Other Emerging Treatments In Tourettes Disorder

 **Javad Alaghband Rad, M.D.**  
Associate Professor,  
Child Psychiatry Division, Rouzbeh Hospital,  
Tehran University of Medical Sciences  
Lecture: A Case Presentation Of Obsessive Compulsive Spectrum In Transitional Age Youth

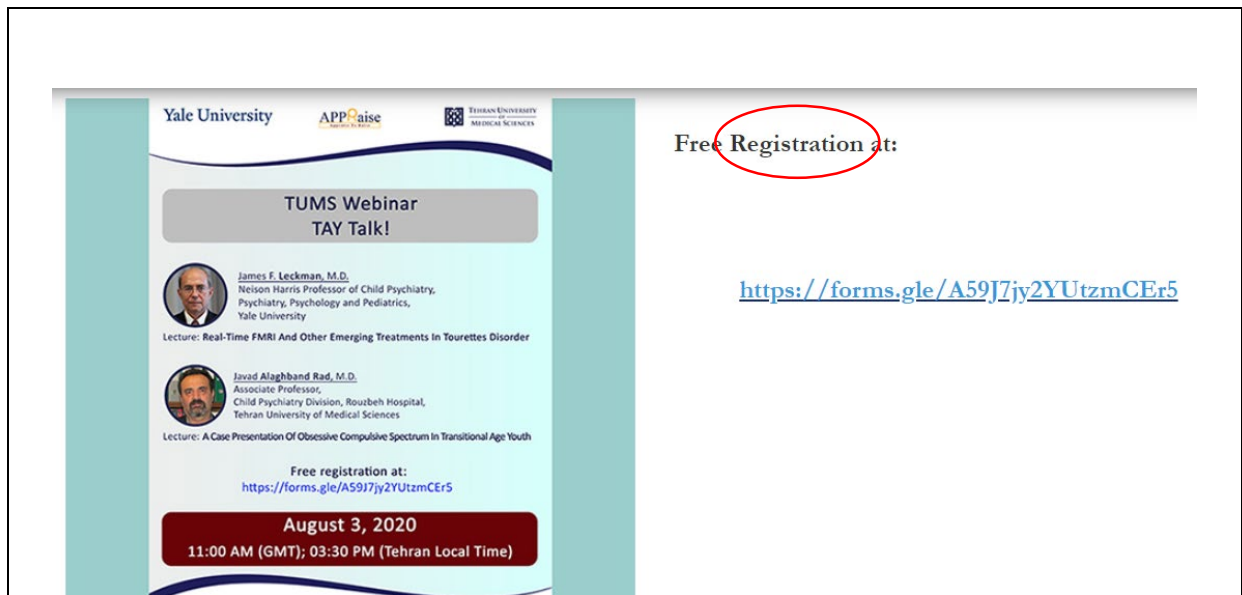
Free registration at:  
<https://forms.gle/A59J7jy2YUzmCEr5>

**August 3, 2020**  
11:00 AM (GMT); 03:30 PM (Tehran Local Time)

Appraise To Raise Group:  
Email: [appraisetoraise@tums.ac.ir](mailto:appraisetoraise@tums.ac.ir)  
[appraisetoraise@gmail.com](mailto:appraisetoraise@gmail.com)  
[www.appraisetoraise.tums.ac.ir](http://www.appraisetoraise.tums.ac.ir)



**Step 2:** Click on the registration link;



Yale University APPraise TEHRAN UNIVERSITY OF MEDICAL SCIENCES

**TUMS Webinar TAY Talk!**

**James F. Leckman, M.D.**  
Neison Harris Professor of Child Psychiatry, Psychiatry, Psychology and Pediatrics, Yale University  
Lecture: Real-Time fMRI And Other Emerging Treatments in Tourettes Disorder

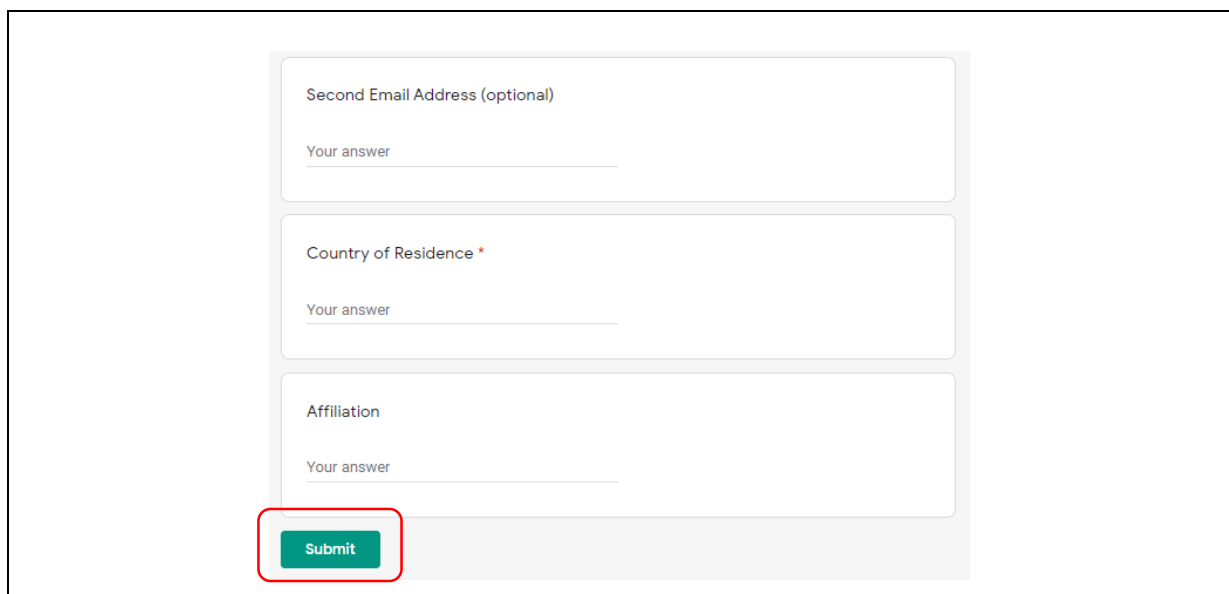
**Javad Alaghand Rad, M.D.**  
Associate Professor, Child Psychiatry Division, Rouzbeh Hospital, Tehran University of Medical Sciences  
Lecture: A Case Presentation Of Obsessive Compulsive Spectrum In Transitional Age Youth

Free registration at:  
<https://forms.gle/A59J7jy2YUtzmCEr5>

**August 3, 2020**  
11:00 AM (GMT); 03:30 PM (Tehran Local Time)

Free Registration at:  
<https://forms.gle/A59J7jy2YUtzmCEr5>

**Step 3:** Fill in all the fields of the displayed form, and then click on the “Submit” button.



Second Email Address (optional)

Your answer

Country of Residence \*

Your answer

Affiliation

Your answer

**Submit**

**Step 4:** By clicking on this button, you will see a confirmation message and also a confirmation email will be sent to your email address. Now, you are successfully registered.

**Confirmation message:**

Thank you. Your registration for TUMS Webinar "TAY-Talk" has been completed.

Date & Time of the event:

August 3rd, 2020

11:00 AM (GMT), 3:30 PM (Tehran local time)

Please click the following link to Join the webinar via Zoom application.

<https://zoom.us/j/82234918892>

Meeting ID: 82234918892

Password: webinar

Please submit any questions to: [Appraisetoraise@gmail.com](mailto:Appraisetoraise@gmail.com)

**Step 5:** To join the selected webinar, click on the link in the confirmation email which was sent to you.

**Confirmation message:**

Thank you. Your registration for TUMS Webinar "TAY-Talk" has been completed.

Date & Time of the event:

August 3rd, 2020

11:00 AM (GMT), 3:30 PM (Tehran local time)

Please click the following link to Join the webinar via Zoom application.

<https://zoom.us/j/82234918892>

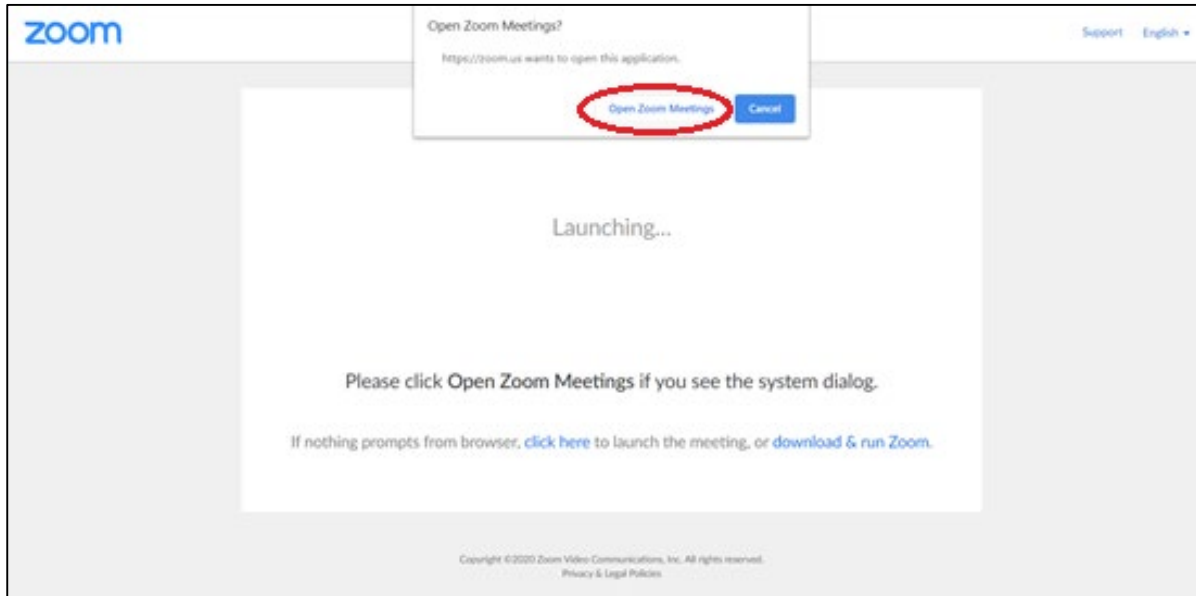
Meeting ID: 82234918892

Password: webinar

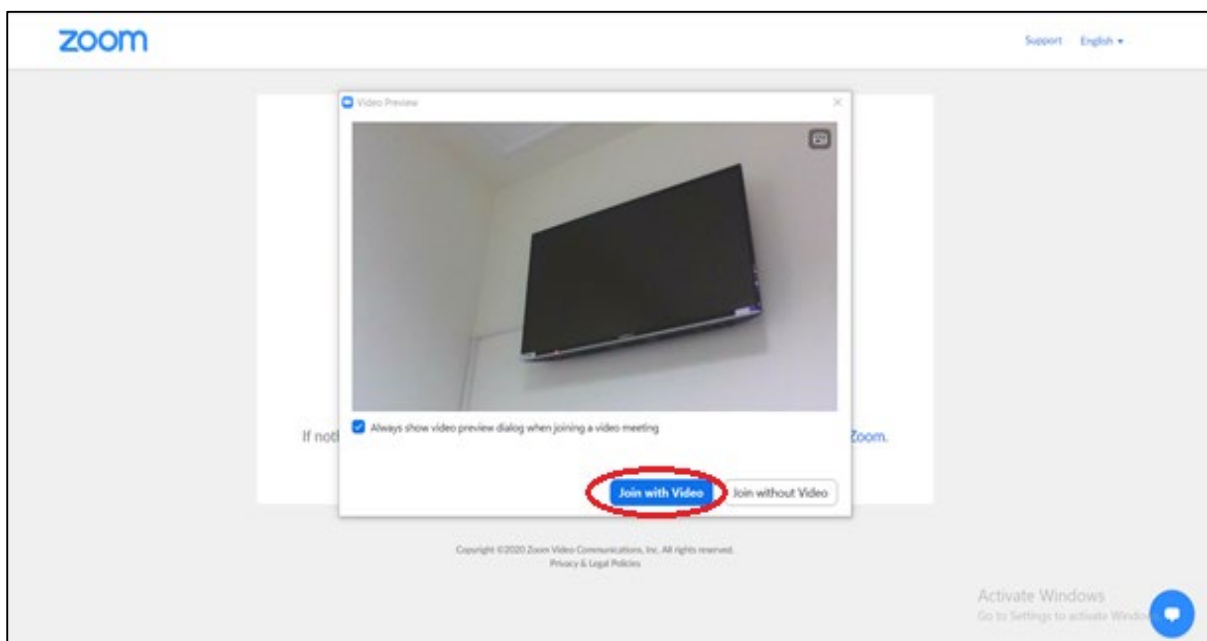
Please submit any questions to: [Appraisetoraise@gmail.com](mailto:Appraisetoraise@gmail.com)

**Step 6:** After being directed to the Zoom page (below image), click on the “**Open Zoom Meetings**” button.

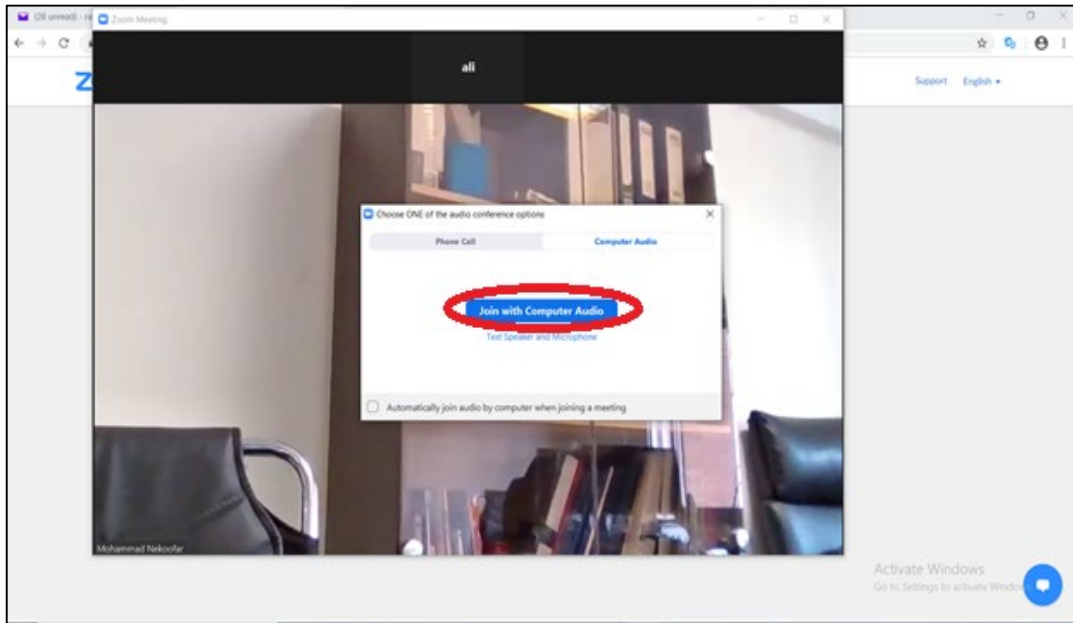
- ❖ At this stage, if you have not downloaded the Zoom software, you will be prompted to install the software on your device, and then you may proceed to the next step.



**Step 7:** In the next page, to activate video function, click on “Join with Video”.



**Step 8:** In the next page, to activate audio function, click on “Join with Computer Audio”.



**Step 9:** After joining the session, you have some features such as activation/deactivation of video, muting/unmuting audio, sharing your documents, sending text message and recording sessions which you can choose from the toolbar on the bottom of the zoom screen.

### Control Meeting

Mute/unmute room microphone

Change video display layout  
**Speaker view:** displays active speaker  
**Gallery view:** shows all attendees in grid

View and manage meeting participants

Share content from your laptop or mobile device

View meeting chat messages. You can even enable chat messages for the room display.

Start recording to the cloud. (Once the meeting is over, a link to your recording will be emailed to you.)

Invite others into the meeting

Leave the meeting or end the meeting if host